




Key Knowledge

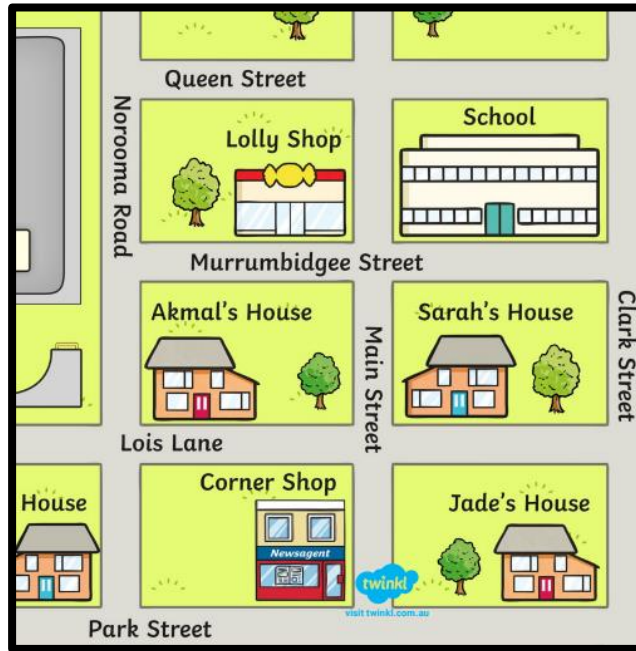
Human features



Physical features




This is a map. What can you see?



I need to know -

- Often means many times and rarely means not much.
- Far means a long way away and near means close by.
- Physical features you may see on the way to school are; shops, churches, roads, houses and parks.
- Human features you may see on the way to school are; the beach, sea, weather and vegetation.
- We can travel by car, bike, bus, train and walking.
- Maps help us find our way around.
- The names of the compass directions are North, South, East and West.
- Map symbols represent landmarks.
- A map can have a grid.
- The nearest open space is Portland Field.



Key Vocabulary

map		A picture of a place drawn from above	symbol		Easy to draw pictures that make it quicker to make a map
landmark		A building or place that is easy to recognise	grid pattern		Lines on a map to help you find things more easily
bird's eye view		What you see if you look down onto something from the sky	journey		Travelling from one place to another